

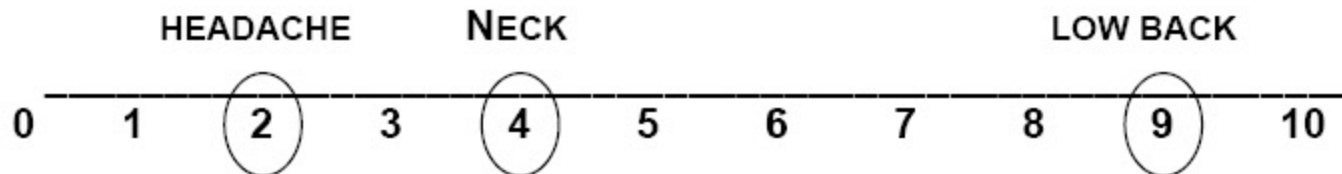
# QUADRUPLE VISUAL ANALOGUE SCALE

Name \_\_\_\_\_ Number \_\_\_\_\_ Date \_\_\_\_\_

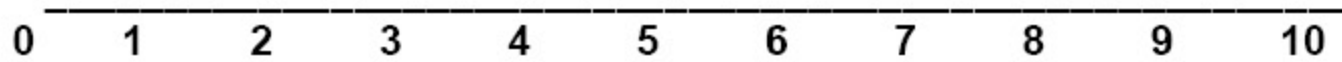
INSTRUCTIONS: Please circle the number that best describes the question being asked.

NOTE: If you have more than one complaint, please answer each question for each individual complaint and indicate which score is for which complaint.

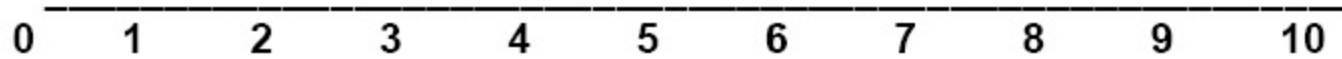
**EXAMPLE:**



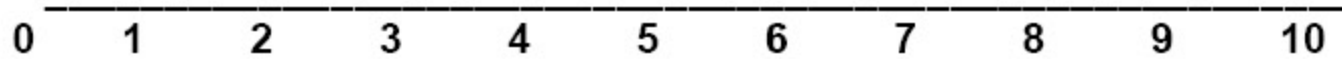
1. What is your pain **RIGHT NOW**?



2. What is your **TYPICAL** or **AVERAGE** pain?

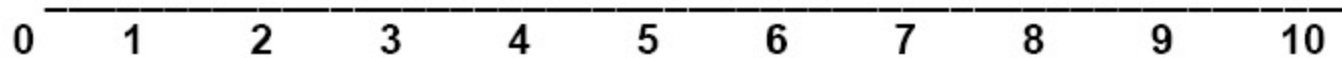


3. What is your pain **AT ITS BEST** (How close to "0" does your pain get at its best)?



What percentage of your awake hours is your pain at its best? \_\_\_\_\_%

4. What is your pain **AT ITS WORST** (How close to "10" does your pain get at its worst)?



What percentage of your awake hours is your pain at its worst? \_\_\_\_\_%

Reference: Thomeé R., Grimby G., Wright B.D., Linacre J.M. (1995) Rasch analysis of Visual Analog Scale. *Scandinavian Journal of Rehabilitation Medicine* 27, 145-151.